



Daily activities – Please read a bug club book or complete a phonics activity. All children have a bug club login. Please contact your child’s class teacher via the class email if you need a reminder of how to log on. Phonics play <https://new.phonicsplay.co.uk/> Free to use Username:march20 Password:



home Once logged in go to resources tab for games OR **KS1- SPELLING** Look cover write check spelling game <http://www.ictgames.com/mobilePage/lcwc/index.html>



Practise recall of times table facts – children can use a maths based apps, such as TT Rockstars or Hit the button, <https://www.topmarks.co.uk/maths-games/mental-maths-train> ***Please note the mathematics link in the timetable is for the video only and the worksheets need to be downloaded from the class page.**

David Walliams is doing a story every day at 11am <https://www.worldofdavidwalliams.com/> Click on Elevenses

Year 2 WB 6/7/20	9.00 - 9.30	9.30-10.15 Maths	10.15- 10.30	10.30-11.00	11.00- 11.15	11.15-12.15 English	12.15 - 2.00	Afternoon suggestions-can be completed in any order
Mon	P.E with Joe Wicks https://www.youtube.com/user/thebodycoach1?app=desktop OR Try the July activity challenge – uploaded to website OR Andy’s wild work outs – undergrow th. https://www.bbc.co.uk/ipla/yer/episode/p06tmry2/andys-wild-workouts-series-1-9-the-undergrowth	MATHS *White Rose Home Learning Year 2 - Summer Week 10 Lesson 1 Measure mass in grams https://whiteosemaths.com/homelearning/year-2/ (Tutorial video online and worksheet uploaded to website. Answers can be written in their maths books. The answers are uploaded to self-mark afterwards)	Snack time	Bug Club Reading  Bug Club Read a book from Bug Club https://www.activelearnprimary.co.uk/login?e=-1&c=0 OR PHONICS A daily online phonics session Year 1 – lesson 41 (ou as in trouble) https://www.youtube.com/channel/UJCp_FbjYUP_UtldV2K_niWw/featured?disable_polymer=1	Times Table Practise I-pad apps TT Rockstars or Hit the button	ENGLISH – STORY – Ronald the Rhino – Describe a character This week our work is going to continue on Ronald the Rhino Please re share the story of Ronald the Rhino using the PowerPoint of the story uploaded to the website. Today you are going to take one of the characters – Ronald the Rhino. The Leopard or The snake and think if words and phrases to describe them. You need to describe their appearance, their personality and include any extra information eg where they live, etc Task – Write your words / phrases to describe your character. You can use the attached sheets if you want to or you can just jot your ideas on paper. Today is just generating ideas ready to write a character description tomorrow. Try to use interesting describing words. Eg instead of sad use miserable, instead of grey use dusky grey. You might even use similes eg as grey as a thunder cloud.	Lunch and free time	PSHE Ronald the rhino didn’t know why he was special and thought that his friends all had better traits or things that made them unique and better than him. Everyone is unique – we all have different talents and things that make us...us! We are all amazing! Sometimes, like Ronald, we are not very good at thinking about our own special talents but we can think of a friend’s talents. Task – Choose a friend or family member to think about. What makes them special and unique? What are they good at? Complete the ‘What makes my friend special activity’ uploaded to website. Now Talk about your talents – what makes you special? What can you do? I bet you are special in lots of ways – celebrate your uniqueness. Optional – SONG – Ronald the Rhino - It’s good to be unique. Uploaded to website.

<p>Tues</p>	<p>Try the July activity challenge – uploaded to website</p> <p>OR</p> <p>Andy’s wild work outs – undergrowth.</p> <p>https://www.bbc.co.uk/ipla/ver/episode/p06tmry2/andys-wild-workouts-series-1-9-the-undergrowth</p> <p>OR</p> <p>Fancy something a bit different – try some Cosmic Kids Yoga</p> <p>https://www.youtube.com/user/CosmicKidsYoga</p>	<p>MATHS</p> <p>*White Rose Home Learning Year 2 -</p> <p>Summer Week 10 Lesson 2 Measure mass in kilograms</p> <p>https://white-rose-maths.com/homelearning/year-2/ (Tutorial video online and worksheet uploaded to website. Answers can be written in their maths books. The answers are uploaded to self-mark afterwards)</p>	<p>Snack time</p>	<p>Bug Club Reading</p>  <p>Read a book from Bug Club</p> <p>https://www.activelearnprimary.co.uk/login?e=1&c=0</p> <p>OR</p> <p>PHONICS</p> <p>A daily online phonics session Year 1 – lesson 42 (dge as in bridge)</p> <p>https://www.youtube.com/channel/UCP_FbjYUP_UtldV2K_niWw/featured?disable_polymer=1</p>	<p>Times Table Practise</p> <p>I-pad apps</p> <p>TT Rockstars or Hit the button</p>	<p>ENGLISH – STORY – Ronald the Rhino – Write a character description</p> <p>Recap your ideas from yesterday. Are there any words you can improve? Anything you could add to give the reader more information?</p> <p>Task – Write your character description. Use your describing ideas from yesterday.</p> <p>Make sure you write in full sentences with capital letters and full stops. Y2 you may use commas too. Try to start your sentences in different ways so it isn’t always ‘He has ...’</p> <p>Eg Ronald has ..., He is... When he ... he..., On his ... he has..., His ..., etc.</p>	<p>Lunch and free time</p>	<p>PE – Athletics</p> <p>Work on athletics skills and fitness – you can do this in a variety of ways.</p> <p>Go to page 2 of the Youth Sport Trust activities uploaded. It gives you lots of great ideas of how you can practice athletics and get active at home. In the first column ‘choose’ – click on the red hyperlinks and it will take you to a help card or video to show you how to do it. All the activities are designed to do at home with little equipment or just stuff from around the house, eg. everyone can access ‘Right way wrong way, Nutty squirrels or wacky races’.</p>
--------------------	---	---	-------------------	---	---	---	----------------------------	---

<p>Wed</p>	<p>P.E with Joe Wicks https://www.youtube.com/user/thebodycoach1?app=desktop</p> <p>OR</p> <p>Try the July activity challenge – uploaded to website</p> <p>OR</p> <p>Kids Zumba</p> <p>– Dance monkey https://www.youtube.com/watch?v=GRM9h8EQ6Bw</p> <p>-Rockabye https://www.youtube.com/watch?v=dkH1nZkkNbY</p>	<p>MATHS *White Rose Home Learning Year 2 - Summer Week 10 Lesson 3 Compare volume https://whiteosemaths.com/homelearning/year-2/ (Tutorial video online and worksheet uploaded to website. Answers can be written in their maths books. The answers are uploaded to self-mark afterwards)</p>	<p>Snack time</p>	<p>Bug Club Reading</p>  <p>Bug Club</p> <p>Read a book from Bug Club</p> <p>https://www.activelearnprimary.co.uk/login?e=-1&c=0</p> <p>OR</p> <p>PHONICS A daily online phonics session Year 1 – lesson 43 (ai as in chain, ay as in play, a-e as in make and a as in apron) https://www.youtube.com/channel/UCP_FbiYUP_UtldV2K_niWw/featured?disable_polymer=1</p>	<p>Times Table Practise</p> <p>I-pad apps TT Rockstars or Hit the button</p>	<p>READING COMPREHENSION</p> <p>Pythons</p> <p>The reading comprehension is uploaded to the website. This week the text is the same but there are 3 Levels of questions. Most Year 2s should do the second question sheet. It has 2 stars at bottom of page (Lower readers can do the first question sheet – 1 star. Advanced readers can do the third question sheet – 3 stars.)</p> <p>If your child finds reading the text and questions difficult then it is okay to read it with them and talk through the answers.</p> <p>The answers are there for you to self-mark afterwards.</p>	<p>Lunch and free time</p>	<p>COMPUTING Computing – Online Safety Activity 8 Please click on the link below or PDF downloaded to website. Please work through the activities and watch the video link in the pdf.</p> <p>https://www.thinkuknow.co.uk/global/assets/thinkuknow/documents/thinkuknow/parents/pdf/thinkuknow-5-7s-home-activity-sheet-8.pdf</p> <p>READING Use this time to read a book on Bug Club. We are now using Bug Club for our home reading as we cannot send hard copies of books home and this will likely continue in the new school year. Teachers can set books, see when you have read and how you got on.</p> <p>Reading each day for 10 minutes is the most important thing you can do in lockdown.</p> <p>Please log into Bug Club and read a book.</p>  <p>Bug Club</p> <p>https://www.activelearnprimary.co.uk/login?e=-1&c=0</p>
-------------------	--	---	-------------------	--	--	--	----------------------------	---

<p>Thurs</p>	<p>Try the July activity challenge – uploaded to website</p> <p>OR</p> <p>Kids Zumba – Dance monkey https://www.youtube.com/watch?v=GRM9h8EQ6Bw</p> <p>-Rockabye https://www.youtube.com/watch?v=dkH1nZkkNbY</p>	<p>MATHS *White Rose Home Learning Year 2 - Summer Week 10 Lesson 4 Millilitres https://whiteosemaths.com/homelearning/year-2/ (Tutorial video online and worksheet uploaded to website. Answers can be written in their maths books. The answers are uploaded to self-mark afterwards)</p>	<p>Snack time</p>	<p>Bug Club Reading</p>  <p>Read a book from Bug Club</p> <p>https://www.activelearnprimary.co.uk/login?e=1&c=0</p> <p>OR</p> <p>PHONICS A daily online phonics session Year 1 – lesson 44 (ey as in donkey) https://www.youtube.com/channel/UCP_FbjYUP-UtdV2K-niWw/featured?disable_polymer=1</p>	<p>Times Table Practise</p> <p>I-pad apps TT Rockstars or Hit the button</p>	<p>ENGLISH – Writing Riddles</p> <p>Write a riddle about a rainforest animal for somebody to guess what animal it is.</p> <p>Share PowerPoint – Riddles – What am I?</p> <p>A riddle gives people clues about something for them to guess what it is. You are not allowed to say what it is just give clues. You can even make your clues a bit trickier eg Don't say I am grey – say I am the colour of a thunder cloud. I have put some riddle examples on the website.</p> <p>Task – Write a riddle for a rainforest animal. You should write about 3 or 4 clues. You could include where your animal lives, what it looks like, what it eats etc. You can do more than one if you like.</p> <p>We would love to see your riddles – please send them to the class email and we will see if we can guess them.</p>	<p>Lunch and free time</p>	<p>Art – Create a snake</p> <p>Today we would like you to create a snake. How you do it is up to you. You could paint or draw a picture (think about the patterns and colours). You could make one using the craft ideas we have put on the website – a paper chain snake or a spiral snake.</p>  <p>You could make a model snake out of recycled materials. You could make one by filling an old sock or leg of tights with paper or you could even make a sock puppet if you are feeling adventurous.</p> <p>We don't mind how you do it but the task is to create a snake.</p> <p>We would love to see them so send pictures to the class emails.</p>
---------------------	--	--	-------------------	--	---	--	----------------------------	---

<p>Fri</p>	<p>Get Active Take your pick from this week's active sessions. Which have you enjoyed most?</p>	<p>MATHS White Rose Lesson 5 Week 10 Friday Maths Challenge No video today. Year 2's try questions 1, 2 & 3 https://whiterosemaths.com/homelearning/year-2/ OR Year 2 – Maths Activity Mat 4 - Uploaded as pdf. It has 3 levels. The first sheet within the mat is the easiest. Most year 2's should be able to do the 2nd one. Please use which sheet you think is most appropriate – answers also there to self-mark.</p>	<p>Snack time</p>	<p>Bug Club Reading</p>  <p>Bug Club</p> <p>Read a book from Bug Club</p> <p>https://www.activelearnprimary.co.uk/login?e=1&c=0</p> <p>OR</p> <p>PHONICS Most year 2's would now benefit from revising with these phonic lessons each day and think about applying this into spelling. Year 1 – lesson 45 (review) https://www.youtube.com/channel/UCP_FbjYUP_UtldV2K_niWw/featured?disable_polymer=1</p>	<p>Times Table practise</p> <p>I-pad apps TT Rockstars or Hit the button</p>	<p>ENGLISH – skills SPAG – Spelling, Punctuation and Grammar.</p> <p>Task – please do the Y2 SPAG mat 3 it revises several skills - Uploaded as pdf. It has 3 levels. The first sheet within the mat is the easiest – 1 star. Most year 2's should be able to do the 2nd one – 2 stars. Please use which sheet you think is most appropriate – answers also there to self-mark.</p> <p>Task – Spellings Practice your common exception word spellings for your year group using this online game – spooky spellings http://www.ictgames.com/mobilePage/spookySpellings/index.html</p>	<p>Lunch and free time</p>	<p>PSHE – Jigsaw Story The Switch Watch This story is about 2 adults, 3 children, a rabbit, two hamsters and a humungous dog called Bongo. It explores how hectic family life can be and how we can all help to make life at home more harmonious, even the dog.</p> <p>Click on the link below and follow the instructions to listen to the story, discuss and complete activity 1.</p> <p>https://families.jigsawpshe.com/stuck-at-home-2/</p>
-------------------	---	---	-------------------	--	--	---	----------------------------	---