




Each day - Please try to read a book for 10-15 min. Also go on to phonics play <https://new.phonicsplay.co.uk/> Free to use Username:march20 Password: home Once logged in go to resources tab for games OR **KS1- SPELLING** Look cover write check spelling game <http://www.ictgames.com/mobilePage/lcwc/index.html> and use one of the maths based apps, such as Numbots or Hit the button, <https://www.topmarks.co.uk/maths-games/mental-maths-train> ***Please note the mathematics link in the timetable is for the video only and the worksheets need to be downloaded from the class page. NB – All children will now have a login for Bug club to read their reading books online. Please ensure you read regularly at home as you would if we were at school.**

Year 2 WB 22/6/20	9.00 - 9.30	9.30-10.15 Maths	10.15- 10.30	10.30-11.00	11.00- 11.30 Story time	11.30-12.30 English	12.30 - 2.00	Afternoon suggestions-can be completed in any order
<p>Mon</p> <p>P.E with Joe Wicks https://www.youtube.com/user/thebodycoach1?app=desktop</p> <p>OR</p> <p>Try the June activity challenge – uploaded to website</p> <p>OR</p> <p>Go Noodle – Trolls dance https://www.youtube.com/watch?v=KhfkYzUwYFk</p> <p>and the school wake up song/dance https://www.youtube.com/watch?v=1gUbdNbu6ak</p>	<p>MATHS</p> <p>*White Rose Home Learning Year 2 - Summer Week 8 Lesson 1 Count sides & vertices on 2d shapes https://whiteosemaths.com/homelearning/year-2/</p> <p>(Tutorial video online and worksheet uploaded to website. Answers can be written in their maths books. The answers are uploaded to self-mark afterwards)</p>	<p>Snack time</p>	<p>PHONICS</p> <p>If your child finds reading a bit tricky it would be worth them revising with these phonic lessons each day. Year 1 – lesson 31 (c as in ice) https://www.youtube.com/channel/UCP_FbjYUP_UtldV2K-niWw/featured?disable_polymer=1</p> <p>OR</p> <p>I-pad apps</p> <p>Numbots, TT Rockstars Hit the button, Phonics Play – Year 2 should be using phase 5 and 6, Oxford Owl, etc.</p>	<p>David Walliams is doing a story every day at 11am https://www.worldofdavidwalliams.com/ Click on Elevenses or listen to a story read by Oliver Jeffers as part of his ‘Stay at home’ storytime https://www.oliverjeffers.com/a-bookaday/</p>	<p>ENGLISH – skills SPAG – Spelling, Punctuation and Grammar.</p> <p>Task – please do the Y2 SPAG mat 1 it revises several skills - Uploaded as pdf. NB please just do Mat 1 – 6 mats are included. It has 3 levels. The first sheet within the mat is the easiest – 1 star. Most year 2’s should be able to do the 2nd one – 2 stars. Please use which sheet you think is most appropriate – answers also there to self-mark.</p> <p>Task – Spellings</p> <p>Practice your common exception word spellings for your year group using this online game – spooky spellings http://www.ictgames.com/mobilePage/spookySpellings/index.html</p>	<p>Lunch and free time</p>	<p>SCIENCE – ENDANGERED ANIMALS</p> <p>We have been finding out about animals in the rainforest. Sadly, some animals are becoming endangered. What does that mean? Why are animals becoming endangered? Watch the PowerPoint on endangered animals.</p> <p>We would like you to find out about one endangered rainforest animal and produce a simple fact file on it – like you did in literacy last week – you can use template provided. Remember to use a child friendly search engine such as Kiddle or Swiggle.</p> <p>If you prefer you can do the animal I have chosen for you - The jaguar. There are some fact sheets and info uploaded to the website to help you. Plus, these websites are good too. https://www.natgeokids.com/uk/discover/animals/general-animals/jaguar-facts/ https://www.sciencekids.co.nz/sciencefacts/animals/jaguar.html</p>	

<p>Tues</p>	<p>Try the June activity challenge – uploaded to website</p> <p>OR</p> <p>Go Noodle – Trolls dance https://www.youtube.com/watch?v=KhfkYzUwYFk</p> <p>and the school wake up song/dance https://www.youtube.com/watch?v=1gUbdNbU6ak</p>	<p>MATHS *White Rose Home Learning Year 2 - Summer Week 8 Lesson 2 Count faces, edges & vertices on 3d shapes https://whiteosemaths.com/homelearning/year-2/ (Tutorial video online and worksheet uploaded to website. Answers can be written in their maths books. The answers are uploaded to self-mark afterwards)</p>	<p>Snack time</p>	<p>PHONICS If your child finds reading a bit tricky it would be worth them revising with these phonic lessons each day. Year 1 – lesson 32 (a as in wash) https://www.youtube.com/channel/UCP_FbjYUP_UtidV2K_niWw/featured?disable_polymer=1</p> <p>OR</p> <p>I-pad apps Numbots, TT Rockstars Hit the button, Phonics Play – Year 2 should be using phase 5 and 6, Oxford Owl, etc.</p>	<p>David Walliams is doing a story every day at 11am https://www.worldofdavidwalliams.com/ Click on Eleveses or listen to a story read by Oliver Jeffers as part of his ‘Stay at home’ storytime https://www.oliverjeffers.com/abookaday/</p>	<p>ENGLISH – Skills session. Using commas Commas are used to separate things in a list and to separate adjectives when you have used more than one to describe something.</p> <p>Watch – Y2 Commas power point up to slide 7. You don’t need to write things for each slide unless you want to but please discuss where and when a comma is used.</p> <p>Task – Complete the activity ‘Using commas’ pdf. Write the sentences in your book.</p>	<p>Lunch and free time</p>	<p>ART – Creating you own rainforest box. (2 afternoons) Using a shoe box / cereal box create your own rainforest. You can use any materials you like. Think about what to include in your rainforest – trees, vines, animals, river, stones etc</p>   <p>Please take photos and send to your class email. Some of your work might be shown in the next newsletter.</p>
--------------------	---	---	-------------------	---	---	--	----------------------------	--

<p>Wed</p>	<p>P.E with Joe Wicks https://www.youtube.com/user/thebodycoach1?app=desktop</p> <p>OR</p> <p>Try the June activity challenge – uploaded to website</p> <p>OR</p> <p>You could try some kids Zumba! Take your pick https://www.youtube.com/watch?v=g0U1A7ovy3I Taylor Swift – Shake it off)</p> <p>https://www.youtube.com/watch?v=ymigWt5TOV8 I like to move it</p> <p>https://www.youtube.com/watch?v=FP0wgVhUC9w Minion Electronic song</p>	<p>MATHS</p> <p>*White Rose Home Learning Year 2 - Summer Week 8 Lesson 3 Sorting 2d & 3d shapes https://whiteosemaths.com/homelearning/year-2/ (Tutorial video online and worksheet uploaded to website. Answers can be written in their maths books. The answers are uploaded to self-mark afterwards)</p>	<p>Snack time</p>	<p>PHONICS</p> <p>If your child finds reading a bit tricky it would be worth them revising with these phonic lessons each day. Year 1 – lesson 33 (ch as in chef) https://www.youtube.com/channel/UCP_FbjYUP_UtdV2K_niWw/featured?disable_polymer=1</p> <p>OR</p> <p>I-pad apps Numbots, TT Rockstars Hit the button, Phonics Play – Year 2 should be using phase 5 and 6, Oxford Owl, etc.</p>	<p>David Walliams is doing a story every day at 11am https://www.worldofdavidwalliams.com/ Click on Eleveses or listen to a story read by Oliver Jeffers as part of his ‘Stay at home’ storytime https://www.oliverjeffers.com/abookaday/</p>	<p>READING COMPREHENSION</p> <p>Spiders Spiders live in many different habitats including rainforests. The reading comprehension is uploaded to the website. There are 3 Levels of reading comprehension questions. Most Year 2s should do the second question sheet. It has 2 stars at bottom of page (Lower readers can do the first question sheet – 1 star. Advanced readers can do the third question sheet – 3 stars.)</p> <p>If your child finds reading the text and questions difficult then it is okay to read it with them and talk through the answers.</p> <p>The answers are there for you to self-mark afterwards.</p>	<p>Lunch and free time</p>	<p>ART – Creating you own rainforest box. (2nd afternoon) Complete your rainforest box from yesterday afternoon. If you have been in school this gives you a chance to make a box too.</p> <p>Animals If you have finished We know rainforests are home to thousands of animals – can you recognise some from just seeing a small part or being given a couple of clues? Here are some jungle animal games on PowerPoints - just for fun.</p> <ol style="list-style-type: none"> 1- Jungle animals –What’s through the binoculars 2- Jungle animals – What am I?
-------------------	---	---	-------------------	---	--	--	----------------------------	--

<p>Thurs</p>	<p>Try the June activity challenge – uploaded to website</p> <p>OR</p> <p>You could try some kids Zumba! Take your pick</p> <p>https://www.youtube.com/watch?v=g0U1A7ovy3I Taylor Swift – Shake it off)</p> <p>https://www.youtube.com/watch?v=ymigWt5TOV8 I like to move it</p> <p>https://www.youtube.com/watch?v=FP0wgVhUC9w Minion Electronic song</p>	<p>MATHS</p> <p>*White Rose Home Learning Year 2 - Summer Week 8 Lesson 4 Patterns with 2d & 3d shapes</p> <p>https://whiteosemaths.com/homelearning/year-2/</p> <p>(Tutorial video online and worksheet uploaded to website. Answers can be written in their maths books. The answers are uploaded to self-mark afterwards)</p>	<p>Snack time</p>	<p>PHONICS</p> <p>If your child finds reading a bit tricky it would be worth them revising with these phonic lessons each day. Year 1 – lesson 34 (ch as in school)</p> <p>https://www.youtube.com/channel/UCP_FbjYUP_UtldV2K_niWw/featured?disable_polymer=1</p> <p>OR</p> <p>I-pad apps</p> <p>Numbots, TT Rockstars</p> <p>Hit the button, Phonics Play – Year 2 should be using phase 5 and 6, Oxford Owl, etc.</p>	<p>David Walliams is doing a story every day at 11am</p> <p>https://www.worldofdavidwalliams.com/</p> <p>Click on Eleveses or listen to a story read by Oliver Jeffers as part of his ‘Stay at home’ storytime</p> <p>https://www.oliverjeffers.com/abookaday/</p>	<p>ENGLISH – Writing – Planning a diary recount for trip into rainforest.</p> <p>You are going to be an explorer and imagine you are going on a trek to explore the rainforest. What will you take with you in a back pack? How will you feel? What will you see, hear, discover, find? Will there be danger?</p> <p>Today you are going to plan what to include in your diary recount.</p> <p>These are just planning notes ready to help you with your writing tomorrow. There is a template to use and I have put an example to see what it could look like.</p> <p>You could ask your parents to help scribe your ideas for you. Don’t forget to describe things in a way that puts a picture in the readers mind.</p>	<p>Lunch and free time</p>	<p>DT – Make a moving picture using a slider.</p> <p>Can you make a monkey climb a tree?</p> <div data-bbox="1549 297 1990 527" data-label="Image"> </div> <p>Use the pdf of website to make your own moving picture. If you can’t print out the pages you can draw them onto paper and follow the same instructions.</p> <p>Extra Challenge - optional</p> <p>You could make your own rainforest themed moving picture using a slider – eg can you make a parrot fly across the sky.</p>
---------------------	--	---	-------------------	---	---	--	----------------------------	--

<p>Fri</p>	<p>Get Active Take your pick from this week's active sessions. Which have you enjoyed most?</p>	<p>MATHS White Rose Lesson 5 Week 8 Friday Maths Challenge No video today. Year 2's try questions 1, 2 & 3 https://whiterosemaths.com/homelearning/year-2/</p> <p>OR Year 2 – Maths Activity Mat - Uploaded as pdf. It has 3 levels. The first sheet within the mat is the easiest. Most year 2's should be able to do the 2nd one. Please use which sheet you think is most appropriate – answers also there to self-mark.</p>	<p>Snack time</p>	<p>PHONICS If your child finds reading a bit tricky it would be worth them revising with these phonic lessons each day. Year 1 – lesson 35 (ou as in touch) https://www.youtube.com/channel/UCP_FbjYUP_UtidV2K_niWw/featured?disable_polymer=1</p> <p>OR</p> <p>I-pad apps Numbots, TT Rockstars Hit the button, Phonics Play – Year 2 should be using phase 5 and 6, Oxford Owl, etc.</p>	<p>David Walliams is doing a story every day at 11am https://www.worldofdavidwalliams.com/ Click on Eleveses or listen to a story read by Oliver Jeffers as part of his 'Stay at home' storytime https://www.oliverjeffers.com/abookaday/</p>	<p>ENGLISH – Writing</p> <p>Writing your diary recount of your trip into the rainforest.</p> <p>Use your notes and the structure from yesterday to help you.</p> <p>Remember to include extra detail for the reader. Try to use some conjunctions – and, but, because, so, etc. Make sure you write in full sentences with capital letters and full stops.</p> <p>Y2 – If you have used more than one adjective or listed things you may need to use a comma.</p> <p>If you have not sent us any of your work this week please choose your favourite work to photograph and send to us via the class email, we would love to see it. Some of your work might be shown in the next newsletter.</p>	<p>Lunch and free time</p>	<p>PE – SPORTS DAY AT HOME</p> <p>Normally at this time of year we would be doing our annual sports day but with lockdown things have to be a bit different. Mr Clothier has worked hard to set up sports day that everyone can take part in at home or at school even with limited space or equipment. It will be great to have as many children take part as possible and scores will go towards the house cup.</p> <p>Please see the information for events and scoring etc uploaded to the school website.</p> <p>Don't forget to send your photos to your class email box. Some might even find their way onto the next newsletter!</p> 
-------------------	---	---	-------------------	--	--	--	----------------------------	---